

150 Watt, RSP-150 Series, Enclosed Power Supply

- Universal AC Input with PFC
- High Efficiency up to 90%
- High Reliability, 3 year warranty
- Short Circuit, Over Voltage, Over Load, Over Temperature Protection
- Full Approvals : UL/CUL/TUV/CB/CE
- Remote ON-OFF Control
- Conformal coating option
- Extra Low profile 30mm



Specification

Input Voltage.....	.85~264 VAC, 47~63 Hz (120-370 VDC)
Power Factor.....	0.93 @ 230 VAC, 0.98 @ 115 VAC
Output Voltage.....	See table below, plus Output Voltage adjustment
Over Load Protection.....	105~135% O/P Constant Current Limiting
Over Voltage Protection.....	Dependant on model, typically 135% (repower to recover)
Set Up, Rise, Hold Up Time.....	typ 600ms, 30ms, 16ms @ Full Load/230 VAC
Withstand Voltage.....	I/P-O/P: 3.75 kVAC, I/P-FG: 2kVAC, O/P-FG: 0.5kVAC
Operating Temperature	-30 to +70 °C, see derating curve
Safety Standards.....	UL60950-1, UL62368-1 TUV EN60950-1, EN61558-1, EN61558-2-16, CCC GB4943
EMC.....	EN55022, (CISPR22) Class B, EN61000-4-2,3,4,5,6,8,11 EN61000-3-2,3, EN55024, light industry level, criteria A GB9254 class B
Mechanical Size & Weight.....	199 x 99 x 30 mm, 0.6 Kg
Connections Input & Output.....	Screw Terminals

Models and Ratings

Model	Output Voltage	Output Voltage Adj Range	Maximum Output Current	Efficiency
RSP-150-3.3	3.3 Volts	3.14 to 3.63 Volts	30 Amps	81.5 %
RSP-150-5	5 Volts	4.75 to 5.5 Volts	30 Amps	87 %
RSP-150-7.5	7.5 Volts	7.13 to 8.25 Volts	20 Amps	88.5 %
RSP-150-12	12 Volts	11.4 to 13.2 Volts	12.5 Amps	90 %
RSP-150-13.5	13.5 Volts	12.8 to 14.9 Volts	11.2 Amps	87.5 %
RSP-150-15	15 Volts	14.3 to 16.5 Volts	10 Amps	88.5 %
RSP-150-24	24 Volts	22.8 to 26.4 Volts	6.3 Amps	89 %
RSP-150-27	27 Volts	25.7 to 29.7 Volts	5.6 Amps	89.5 %
RSP-150-48	48 Volts	45.6 to 52.8 Volts	3.2 Amps	90 %

Please see next page for mechanical drawings, connections and derating curves.

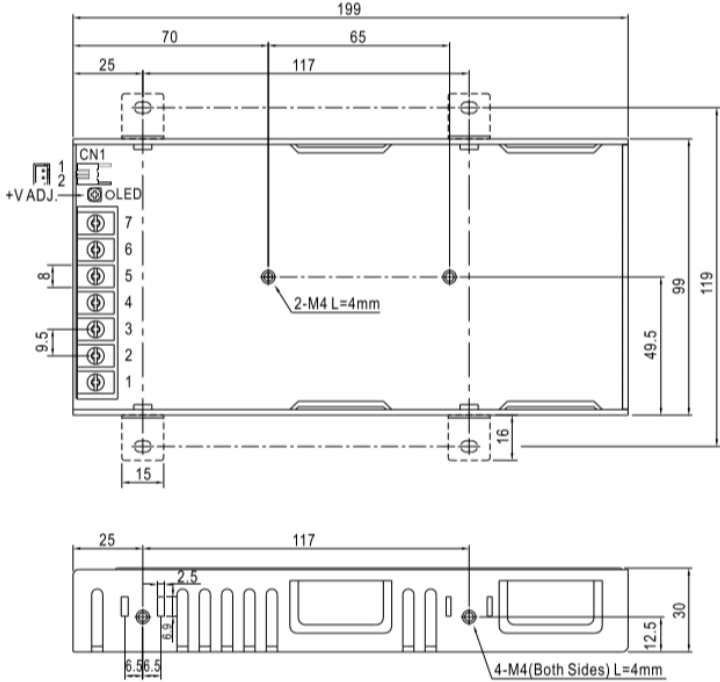
**ALL PSU Ltd, Unit D6 Laser Quay, Culpeper Close, Medway City Estate,
Rochester, Kent, ME2 4HU, Tel : 01634 725527, Fax : 01634 739111
Email : sales@allpsu.co.uk, Web : www.allpsu.co.uk**

150 Watt, RSP-150 Series, Enclosed Power Supply



electronicsolutions

Mechanical Drawings and Connections. (drawing includes 4 x optional side mounting lugs if required)



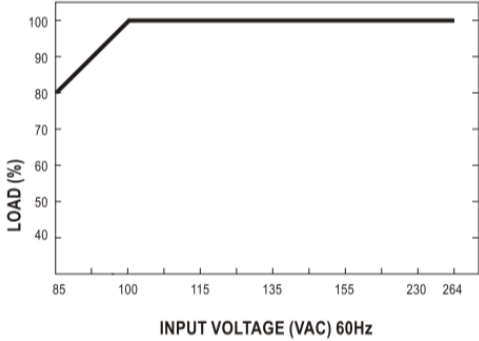
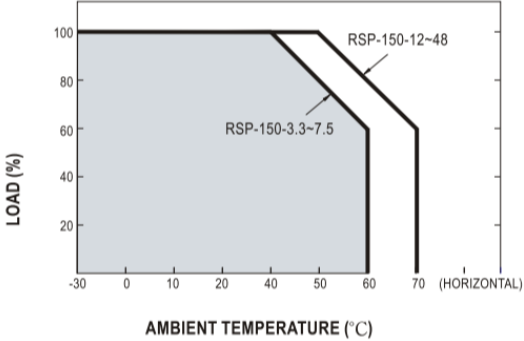
Connections	
Terminal	Function
1	AC Live
2	AC Neutral
3	Input Earth
4 and 5	-DC Out
6 and 7	+DC Out

Remote ON/OFF (CN1) : JST B-XH or Equivalent

Terminal	Function	Mating Housing	Terminal
1	RC+	JST XHP or equivalent	JST SXH-001T-P0.6 or equivalent
2	RC-		

0 Volts (<0.8V) or open = Output On
Supply externally sourced 4 to 10 Volts = Output Off

Temperature and AC Input Derating Curves



Specifications may change without notice. E&OE. ALL PSU Terms & Conditions apply.

**ALL PSU Ltd, Unit D6 Laser Quay, Culpeper Close, Medway City Estate,
Rochester, Kent, ME2 4HU, Tel : 01634 725527, Fax : 01634 739111,
Email : sales@allpsu.co.uk Web : www.allpsu.co.uk**