



70 Watt, REL Series, Open Frame (1 to 4 Outputs)

- Universal 85~264 VAC Input
- High Efficiency
- Very Compact Size (fit within 1U Height)
- 2-Year Warranty
- Remote Sense (single o/p) & Power Fail Signals
- One to Four Outputs, Custom Outputs Possible
- Industrial & Medical Approvals
- Optional Safety Cover, Isolated Outputs & Screw Terminals.
- 2 Year Warranty



Specification

AC Input Voltage Range.....	85-264 VAC, 47~63 Hz
Power Factor.....	0.95 (full power, 230 Volts AC Input)
Output Voltage.....	See Table Below (+/-5% adjustment range on output1)
Output Power.....	50 Watts convection cooled, 70 Watts fan cooled
Over Load Protection.....	110%-160%
Over Voltage Protection.....	Output 1 : 110%-150%
Hold Time.....	16ms min, full load 85 Volts AC Input
Isolation Voltage.....	I/P-O/P : 4KVAC
Operating Temperature.....	0~+70°C,
Open Frame Convection Cooled	50 Watts to +50°C, derate to 25 Watts at +70°C
Full Cased Convection Cooled.....	40 Watts to +50°C, derate to 20 Watts at +70°C
With Forced Air Cooling, Cased or Open Frame.....	70 Watts to +50°C, derate to 35 Watts at +70°C
Safety Standards.....	UL / EN60950-1, UL / EN60601-1 approved CB, CAN/CSA-C22.2, CE LVD
EMC Standards.....	EN55011/22 class B, EN61000-3-2, 3 EN61000-4-2, 3, 4, 5, 6,11
Connection.....	Plug In Molex 3.96mm pitch Screw Terminal option
Dimensions, Open Frame.....	114.3(L) x 63.5(W) x 30.9(H) mm
Optional Safety Cover.....	121.6(L) x 66.5(W) x 37.6(H) mm

Models and Ratings (maximum total power 70 Watts, see temperature derating details above).

Model	Output 1	Output 2	Output 3	Output 4
REL-70-1001	2.5V / 14A			
REL-70-1002	3.3V / 14A			
REL-70-1003	5V / 14A			
REL-70-1004	12V / 5.8A			
REL-70-1005	15V / 4.7A			
REL-70-1006	24V / 2.9A			
REL-70-1007	28V / 2.5A			
REL-70-1008	48V / 1.5A			
REL-70-2001	+3.3V / 6A	+5V/5A		
REL-70-2002	+5V / 6A	+ 12V / 4A		
REL-70-2003	+5V / 6A	+24V / 2A		
REL-70-2004	+ 12V / 3A	-12V / 3A		
REL-70-2005	+15V / 3A	-15V / 2A		
REL-70-2006	+5.5V / 6A	-5.5V / 5A		
REL-70-3001	+5V / 6A	+ 12V / 2A		-12V / 2A
REL-70-3002	+5V / 6A	+15V / 2A		-15V / 2A
REL-70-3003	+5.1V / 6A	+7.5V / 2A		-7.5V / 2A
REL-70-3004	+3.3V / 6A	+7V / 5A	+12V / 2A	

Isolated Outputs and Non-standard customer specified outputs are available on request.
See next page for quad outputs models and mechanical details

70 Watt, REL Series, Open Frame (1 to 4 Outputs)



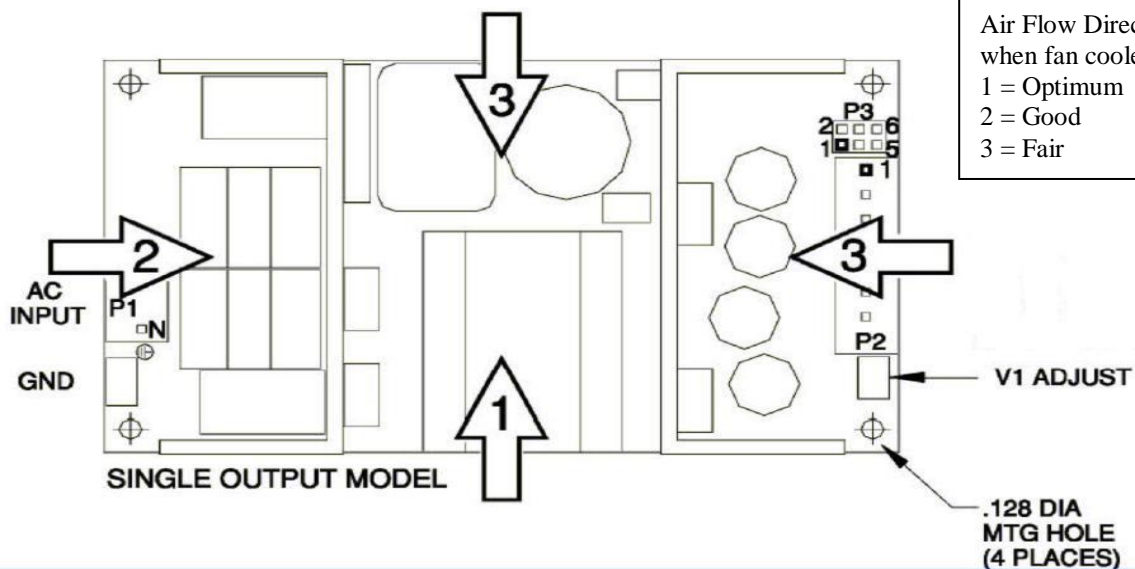
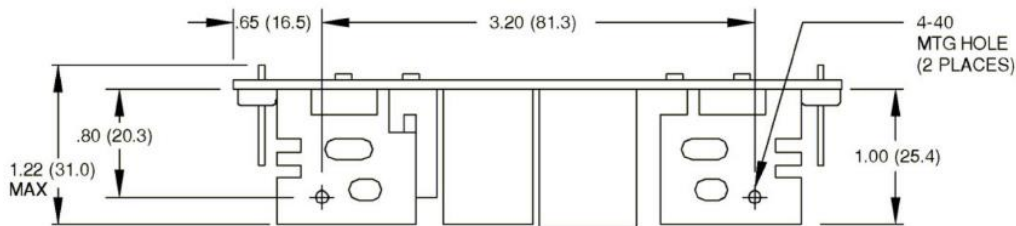
electronicpowersolutions

Quad Output Models (maximum total power 70 Watts, see temperature derating details above).
Isolated Outputs and Non-standard customer specified outputs available on request.

Model	Output 1	Output 2	Output 3	Output 4
REL-70-4001	+3.3V/6A	+5V/5A	+ 12V/2A	- 12V/2A
REL-70-4002	+5V/6A	+3.3V/5A	+ 12V/2A	- 12V/2A
REL-70-4003	+5V/6A	+3.3V/5A	+ 15V/2A	- 15V/2A
REL-70-4004	+5V/6A	-5V/5A	+ 12V/2A	- 12V/2A
REL-70-4005	+5V/6A	-5V/5A	+ 15V/2A	- 15V/2A
REL-70-4006	+5V/6A	+24V/2A	+ 12V/2A	- 12V/2A
REL-70-4007	+5V/6A	+24V/2A	+ 15V/2A	- 15V/2A
REL-70-4009	+6.7V/5A	+5V/4A	+ 15V/2A	- 15V/2A

Mechanical Details

Single Output Models (please see next page for multi output models)



Connections

P3 Signals	
Pin	Function
1	+V Output 1
2	+ Sense O/P1
3	-V Output 1
4	-Sense O/P1
5	Power Fail RTN
6	Power Fail SIG

P2 Main Output	
Terminal	Function
1	-V Out
2	-V Out
3	-V Out
4	-V Out
5	+V Out
6	+V Out
7	+V Out
8	+V Out

Optional Screw Terminal Connections

Isolated Outputs & Non-standard units with customer specified outputs are available.

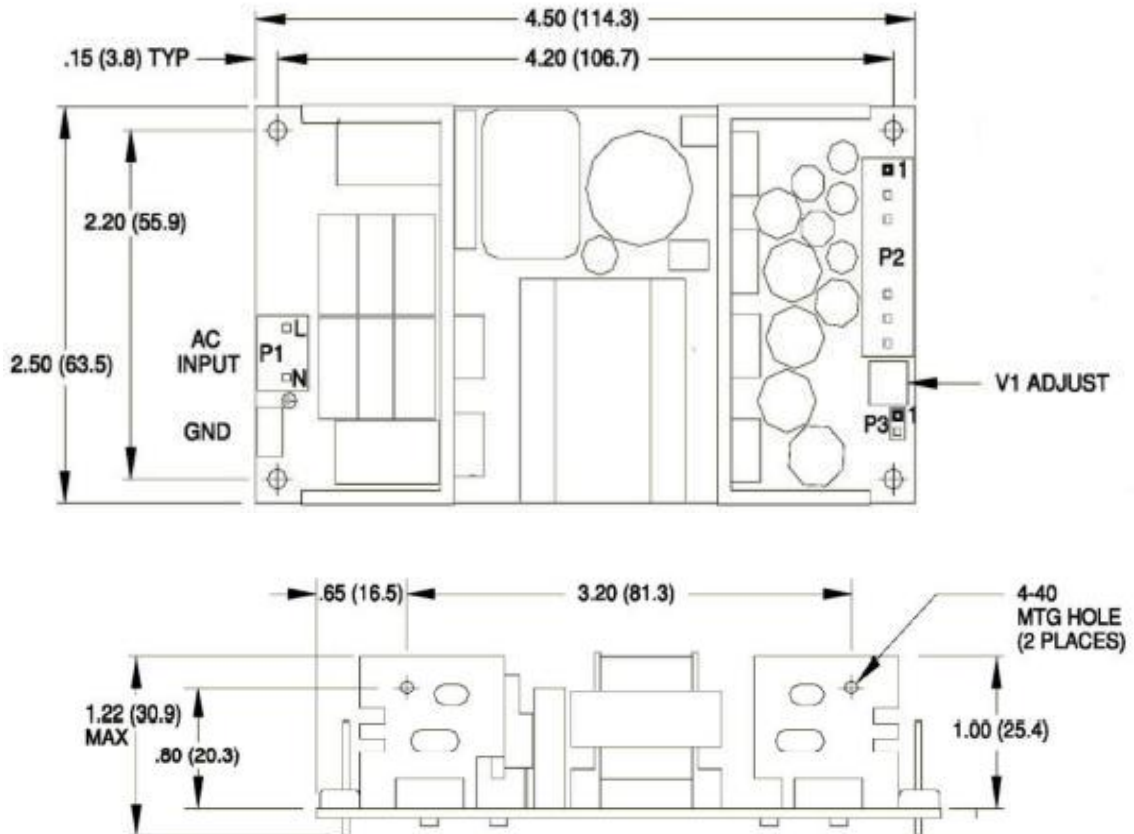
ALL PSU Ltd, Unit D6 Laser Quay, Culpeper Close, Medway City Estate,
Rochester, Kent, ME2 4HU, Tel : 01634 725527, Fax : 01634 739111
Email : sales@allpsu.co.uk , Web : www.allpsu.co.uk

70 Watt, REL Series, Open Frame (1 to 4 Outputs)

Mechanical Details

Multi Output Models

(these are mechanically identical to the single output units other than the output and signal connections).



Connections

P3	
Pin	Function
1	Power Fail RTN
2	Power Fail SIG

P2	
Terminal	Function
1	-V Output 4
2	+V Output 4
3	-V Output 3
4	+V Output 3
5	-V Output 2
6	+V Output 2
7	-V Output 1
8	+V Output 1

Optional screw terminals are available.

Isolated Outputs and Non-standard customer specified Outputs are available on request.

Specifications May Change Without Notice, E&OE. ALL PSU Terms & Conditions apply.

ALL PSU Ltd, Unit D6 Laser Quay, Culpeper Close, Medway City Estate,
 Rochester, Kent, ME2 4HU, Tel : 01634 725527, Fax : 01634 739111
 Email : sales@allpsu.co.uk , Web : www.allpsu.co.uk