


45 Watt Open Frame, (Single & Multi Output Models), SRW-45 Series.

- * Universal 85-264 VAC Input
- * High Efficiency
- * Compact Low Profile <32mm High
- * Cover Size 130.8 x 82.6 x 39.6mm
- * 2-Year Warranty
- * Fits 1U Applications Open / Covered
- * One to Four Outputs
- * Optional Chassis & Cover



(size 127 x 76.2 x 31.8 mm including component lead throughs)

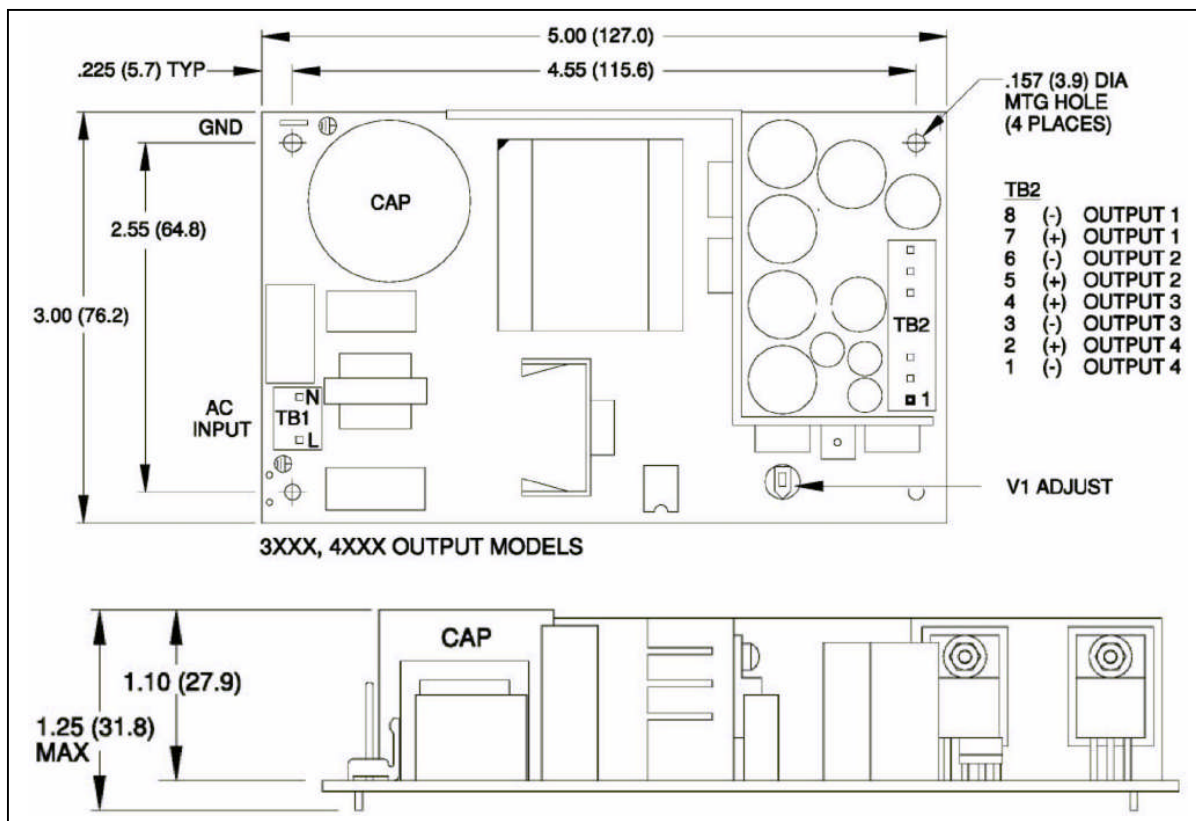
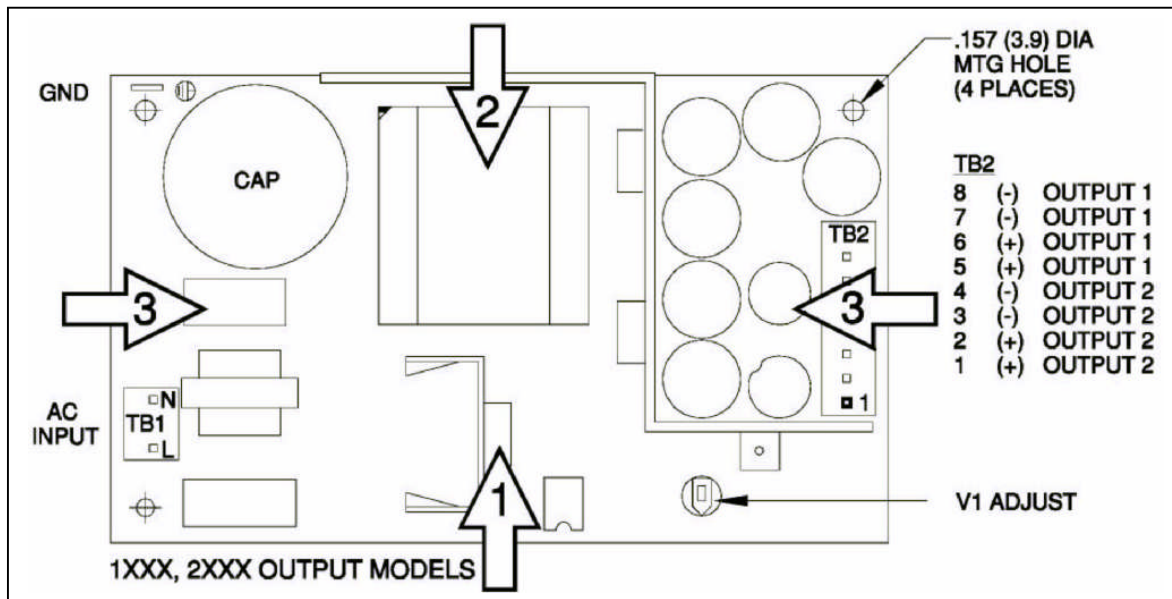
Specification.

Universal Input	85~260 VAC, 47~63Hz
Output Voltage	See table below, plus adjustment range on output 1
Output Power	45 Watts
Over Load Protection	Min 110%, Cycles on/off, recovers automatically
Over Voltage Protection	Output 1 : 110~150%
Start Up Time	1 Second
Hold Time	16ms min, 45 W Output, 120 V Input
Withstand Voltage	I/P-O/P : 3KVAC,
Operating Temperature	0~+70°C, refer to office for derating curve above +50°C
Storage Temperature	-40~+85°C
Safety Standard	UL60950 (USA 7 Canada) TUV EN60950
EMC Standard	EN55022 Class B,
Connections, Input & Output,	Plug In Molex type.

Model	Output 1	Output 2	Output 3	Output 4
SRW-45-1001	5V/9A			
SRW-45-1002	12V/4A			
SRW-45-1003	15V/3A			
SRW-45-1004	24V/2A			
SRW-45-1006	13.8V/3.3A			
SRW-45-2001	+5V/5A	+ 12V/3A		
SRW-45-2002	+5V/5A	-5V/4A		
SRW-45-2003	+5V/5A	+24V/1.5A		
SRW-45-2004	+ 12V/3A	-12V/2A		
SRW-45-2005	+15V/2.5A	-15V/2A		
SRW-45-2007	+18V/1.5A	-18V/1A		
SRW-45-2008	+5V/5A	+13V/3A		
SRW-45-2009	+5V/2.5A	+21V/1A		
SRW-45-2010	+5V/5A	-5V/4A		
SRW-45-2011	+24V/1.5A		+15V/0.7A	
SRW-45-3001	+5V/5A	+ 12V/3A		- 12V/0.7A
SRW-45-3002	+5V/5A	+15V/2A		- 15V/0.7A
SRW-45-3003	+5V/5A	+24V/1.5A		- 12V/0.7A
SRW-45-3004	+5V/5A	+9V/3A		- 12V/0.7A
SRW-45-3005	+5V/5A	+ 18V/2A		- 18V/0.7A
SRW-45-3006	+5V/5A	+15V/2.5A	-15V/2.5A	
SRW-45-3007	+5V/5A	24V/1.8A		-5V/0.7A
SRW-45-4001	+5V/5A	-5V/2A	+ 12V/0.7A	- 12V/0.7A
SRW-45-4002	+5V/5A	-5V/2A	+15V/0.7A	- 15V/0.7A
SRW-45-4003	+5V/5A	+24V/1A	+ 12V/0.7A	- 12V/0.7A
SRW-45-4004	+5V/5A	+24V/1A	+15V/0.7A	- 15V/0.7A
SRW-45-4005	+5V/5A	+24V/1A	- 12V/0.7A	-5V/0.7A
SRW-45-4006	+5V/5A	+15V/2A	+15V/0.7A	- 15V/0.7A
SRW-45-4007	8V/2A	8V/0.5A	18V/0.7A	18V/0.7A
SRW-45-4008	+3.3V/5A	+3.3V/3A	5V/3A	12V/0.7A
SRW-45-4009	+5V/5A	+27V/1A	+15V/0.7A	- 15V/0.7A
SRW-45-4010	+5V/5A	+32V/1A	+15V/0.7A	- 15V/0.7A
SRW-45-4011	+5V/5A	+24V/1A	+15V/0.7A	- 15V/0.7A
SRW-45-4012	+5V/5A	+ 12V/3A	9V/1A	- 12V/0.7A
SRW-45-4013	+8V/2A	-8V/0.5A	+15V/0.7A	- 15V/0.7A

ALL PSU DATA SHEET

45 Watt SRW45 Series, Single & Multi Output Units.



For full specification, mechanical and connection details please contact ALL PSU sales office. Specifications can change without notice, E&OE. ALL PSU Terms & Conditions Apply.

Further Units Open Frame Or Enclosed Are Listed At www.allpsu.co.uk

ALL PSU Ltd, Unit D6 Laser Quay, Culpeper Close, Medway City Estate,
 Rochester, Kent, ME2 4HU, Tel : 01634 725527, Fax : 01634 739111
 Email : sales@allpsu.co.uk, Web : www.allpsu.co.uk