

40 Watt, AJC Series, Encapsulated Power Supply

ALL PSU LTD
Electronic Power Solutions

- Universal AC Input
- Fully Encapsulated, PCB Mounting Plastic Case plus option of Chassis or DIN Rail Mounting with Screw Terminal Connections
- Wide Temperature Range
- Short Circuit, OVP Protected
- Convection Cooled
- Full Approvals: UL/cUL/CE
- Single, Dual and Triple Output Versions



Specification

| | |
|-------------------------------------|---|
| Input Voltage..... | 90~264 VAC, 47~440 Hz (100-375 VDC) |
| Inrush Current...(<2ms)..... | 30 A @ 115 VAC, 50 A @ 230 VAC |
| Output Voltage..... | See table below |
| Load Regulation..... | Single output: +/-1%, Dual equal +/- outputs: +/- 1% Dual output: +/-2% output 1, +/-6% output 2 Triple output +/- 3% output 1, +/-7% outputs 2 & 3 |
| Line Regulation (full range)..... | Single & Dual equal +/--outputs, +/-0.5% Dual outputs: +/-0.5% output 1, +/-5% output 2 Triple output +/- 0.5% output 1, +/-5% outputs 2 & 3 |
| Over Voltage Protection..... | Zener diode clamp |
| Short Circuit Protection..... | Hiccup mode, indefinite (automatic recovery) |
| Hold Up Time..... | 10 ms, min |
| Input to Output Isolation..... | Input to output: 3 kVAC |
| Operating Temperature | -25 to +70 °C, see derating (max. case temperature +95 °C) |
| Storage Temperature..... | -40 to +100 °C |
| Switching Frequency..... | 132 kHz |
| Safety Standards..... | UL/cUL 60950, CE |
| EMC..... | EN55022 Class B, EN55024 |
| Mechanical (PCB Mount Version)..... | Encapsulated, 89 x 63.5 x 25 mm |
| Connections Input & Output..... | PCB mounting: through hole pins |
| Mechanical Options..... | Chassis mounting with screw terminal connections |

Models and Ratings

| Model | Output 1 | Output 2 | Output 3 | Output Current | Efficiency |
|--------------|----------|----------|----------|----------------|------------|
| AJC-3.3S-AP | 3.3 V | | | 8.0 A | 76% |
| AJC-5S-AP | 5.0 V | | | 8.0 A | 80% |
| AJC-9S-AP | 9.0 V | | | 4.44 A | 82% |
| AJC-12S-AP | 12.0 V | | | 3.33 A | 83% |
| AJC-15S-AP | 15.0 V | | | 2.67 A | 83% |
| AJC-24S-AP | 24.0 V | | | 1.67 A | 83% |
| AJC-5D-AP | +5.0 V | -5.0 V | | +/-4.0 A | 80% |
| AJC-12D-AP | +12.0 V | -12.0 V | | +/-1.67 A | 83% |
| AJC-15D-AP | +15.0 V | -15.0 V | | +/-1.33 A | 83% |
| AJC-5S12S-AP | +5.0 V | +12.0 V | | 5 A / 1.25 A | 80% |
| AJC-5S24S-AP | +5.0 V | +24.0 V | | 5 A / 0.63 A | 80% |
| AJC-5S12D-AP | +5.0 V | +12.0 V | -12.0 V | 5 A / +/-0.6 A | 80% |
| AJC-5S15D-AP | +5.0 V | +15.0 V | -15.0 V | 5 A / +/-0.5 A | 80% |

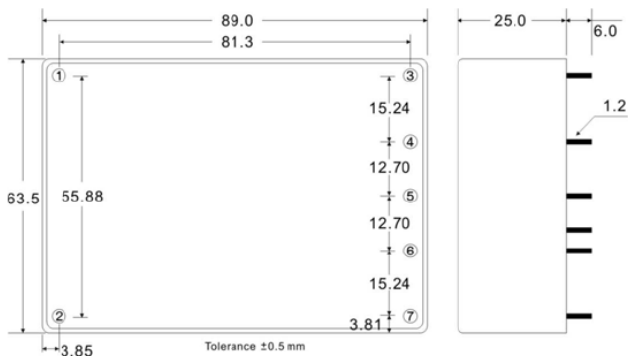
Notes: A minimum load of 10% is required on symmetrical dual output models to maintain stated regulation
A minimum load of 25% is required for all other multi-output models to maintain stated regulation

Please see next page for mechanical drawings.

**ALL PSU Ltd, Unit D6 Laser Quay, Culpeper Close, Medway City Estate,
Rochester, Kent, ME2 4HU, Tel: 01634 725527, Fax: 01634 739111
Email: sales@allpsu.co.uk, Web: www.allpsu.co.uk**

40 Watt, AJC Series, Encapsulated Power Supply

Mechanical Details (top view)



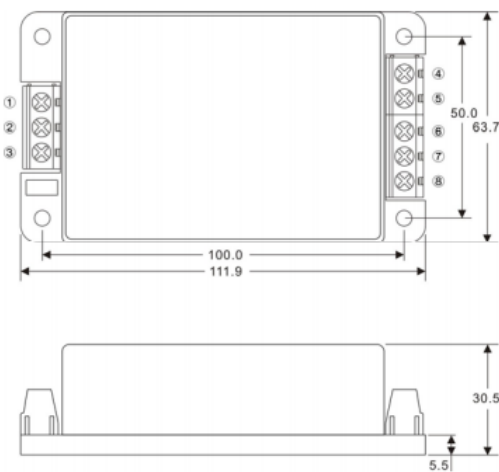
Pinout Details

| Pin | Function | | | |
|-----|------------|--------------|------------|------------|
| | Single | Dual (Equal) | Dual | Triple |
| 1 | AC Live | AC Live | AC Live | AC Live |
| 2 | AC Neutral | AC Neutral | AC Neutral | AC Neutral |
| 3 | +DC Out | +DC out | +O/P 2 | +DC Out |
| 4 | No Pin | No Pin | +O/P 1 | +5V |
| 5 | -DC Out | Common | O/P2 Rtn | Common |
| 6 | No Pin | No Pin | O/P1 Rtn | +5V Rtn |
| 7 | No Connect | -DC Out | No Pin | -DC Out |

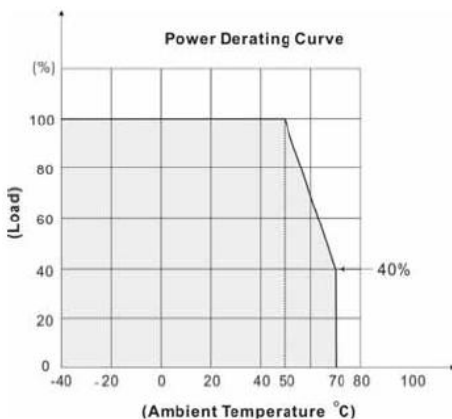
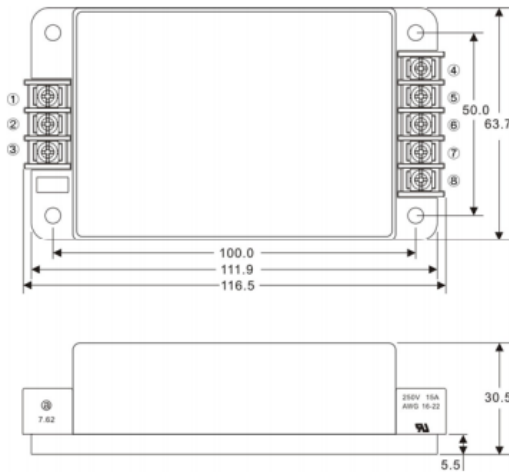
Mechanical Options – add suffix

- A2 = Chassis mounting with screw terminals for stripped wires
 - A5 = Chassis mounting with screw terminals for crimped terminals
- Please contact ALL PSU sales office for further details.

Option “A2”



Option “A5”



Specifications may change without notice. E&OE. ALL PSU Terms & Conditions apply.