

- Universal AC Input
- Fully Encapsulated, PCB Mounting Plastic Case, plus option of Chassis or DIN Rail Mounting with Screw Terminals.
- Wide Temperature Range ( -40°C option)
- Short Circuit, OVP Protected
- Convection Cooled
- Full Approvals: UL/TUV/CE
- Low Ripple And Noise
- High Efficiency



## Specification

Input Voltage.....	90~264 VAC, 47~440 Hz (120-370 VDC)
Inrush Current.....	23 A @ 115 VAC, 46 A @ 230 VAC
Output Voltage.....	See table below,
Load Regulation (5% to full load).....	Single output: +/-1%, dual output: +/-3% Triple output: +/-2% output 1, +/-6% outputs 2 & 3
Line Regulation (full range).....	Single and Dual output: +/-1%, Triple output: +/-1% output 1, +/-5% outputs 2 & 3
Over Voltage Protection.....	Zener diode clamp
Short Circuit Protection.....	Hiccup mode, indefinite (automatic recovery)
Hold Up Time.....	15 ms, min
Input to Output Isolation.....	Input to Output: 3 kVAC,
Operating Temperature .....	-25 to +70 °C, see derating curve (add suffix "-E1" for -40 °C operation)
Storage Temperature.....	-40 to +85 °C
Switching Frequency.....	100 kHz
Safety Standards.....	UL/cUL, CE, TUV, CB
EMC.....	EN55022 Class B, EN55024
Mechanical, (PCB Mount version).....	Encapsulated, 89 x 63.5 x 25 mm
Connections Input & Output.....	PCB mounting: through hole pins
Mechanical Options.....	Chassis mounting with screw terminal connections

## Models and Ratings (Single Output models, please scroll down for multi outputs)

Model	Output Volts DC	Output Current	Efficiency
ASC-3.3S-AP	3.3 V	6.0 A	70%
ASC-5S-AP	5.0 V	6.0 A	75%
ASC-12S-AP	12.0 V	2.5 A	80%
ASC-15S-AP	15.0 V	2.0 A	80%
ASC-24S-AP	24.0 V	1.25 A	77%

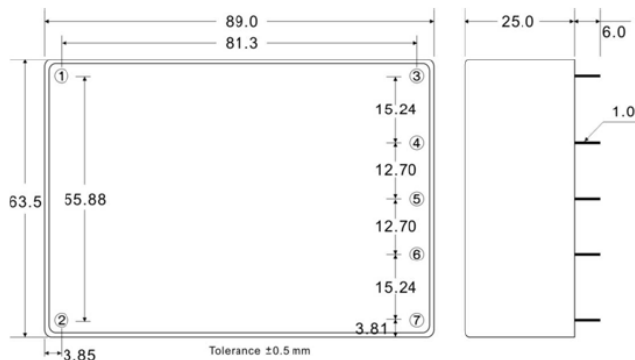
Please see next page for Multi Output models and mechanical drawings.

## Models and Ratings (Dual & Triple Output models)

Model	Output 1	Output 2	Output 3	Efficiency
ASC-5D-AP	5.0 V / 3.0 A	-5.0 V / 3.0 A		73%
ASC-12D-AP	12.0 V / 1.25 A	-12.0 V / 1.25 A		78%
ASC-15D-AP	15.0 V / 1.0 A	-15.0 V / 1.0 A		76%
ASC-5S12S-AP	5.0 V / 3.0 A	+12.0 V / 1.25 A		77%
ASC-5S12D-AP	5.0 V / 3.0 A	+12.0 V / 0.63	-12.0 V / 0.63 A	77%
ASC-5S15D-AP	5.0 V / 3.0 A	+15.0 V / 0.5 A	-15.0 V / 0.5 A	76%

Note: Triple output versions need a 20% minimum load to maintain stated regulation

## Mechanical Details (top view)

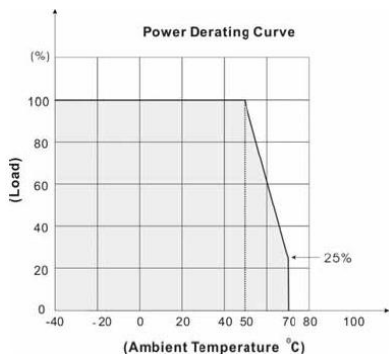
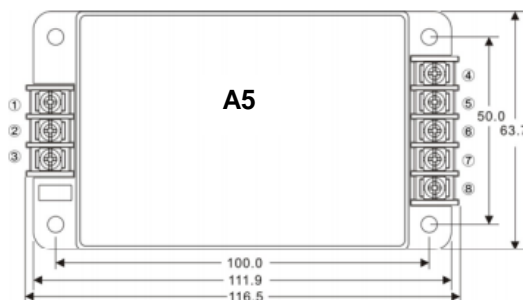
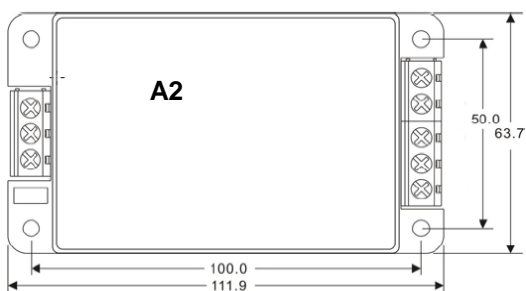


## Pinout Details

Pin	Function			
	Single	Dual	5S/12S	Triple
1	AC Neutral	AC Neutral	AC Neutral	AC Neutral
2	AC Live	AC Live	AC Live	AC Live
3	+DC Out	+DC Out	+12V Out	+DC Out
4	No Pin	No Pin	+5V Out	+5V Out
5	-DC Out	Common	+12V Rtn	Common
6	No Pin	No Pin	+5V Rtn	+5V Rtn
7	No Connect	-DC Out	No Pin	-DC Out

## Mechanical Options – add suffix:

- A2 = Chassis mounting with screw terminals for stripped wires
  - A5 = Chassis mounting with screw terminals for crimped terminals
- Please contact ALL PSU sales office for further details



Specifications may change without notice. E&OE. ALL PSU Terms & Conditions apply.