

10 Watt, ATC Series, Encapsulated Power Supply

ALL PSU LTD
Electronic Power Solutions

- Universal AC Input
- Fully Encapsulated Plastic Case, plus options of Chassis or DIN Rail mounting with screw terminal connections.
- Wide Temperature Range (-40°C option)
- Short Circuit, OVP Protected
- Convection Cooled
- Full Approvals: UL/CE
- Low Ripple And Noise



Specification

Input Voltage.....	90~264 VAC, 47~440 Hz (120-370 VDC)
Inrush Current.....	10 A @ 115 VAC, 20 A @ 230 VAC
Output Voltage.....	See table below, +/-2% preset accuracy
Load Regulation (5% to full load).....	+/-0.5%
Line Regulation (full range).....	+/-0.3%
Over Voltage Protection.....	Zener Diode Clamp
Short Circuit Protection.....	Hiccup mode, indefinite (automatic recovery)
Hold Up Time.....	15 ms, min
Input to Output Isolation.....	I/P-O/P: 3 kVAC,
Operating Temperature	-25 to +70 °C, see derating curve (add suffix "-E1" for -40°C operation)
Storage Temperature.....	-40 to +85 °C
Switching Frequency.....	100 kHz
Safety Standards.....	UL/cUL, EN60950, CE
EMC.....	EN55022 Class B, EN50082-1
Mechanical ...(PCB Mount Version).....	Encapsulated, 64 x 45 x 21.5 mm
Connections Input & Output.....	PCB mounting: through hole pins
Mechanical Options.....	Chassis mounting with screw terminal connections DIN rail mounting with screw terminal connections

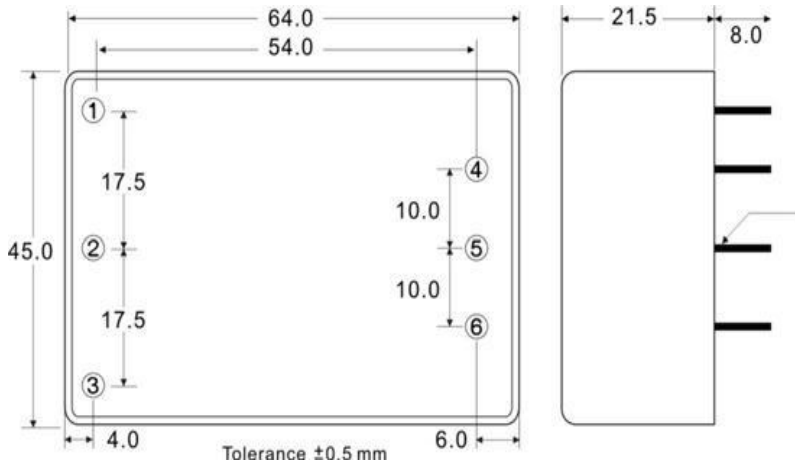
Models and Ratings (Single & Dual Outputs Models)

Model	Output 1	Output 2	Output Current	Efficiency
ATC-3.3S-AP	3.3 V		3.0 A	65%
ATC-5S-AP	5.0 V		2.0 A	71%
ATC-12S-AP	12.0 V		0.833 A	74%
ATC-15S-AP	15.0 V		0.666 A	71%
ATC-24S-AP	24.0 V		0.426 A	74%
ATC-5D-AP	+ 5.0 V	- 5.0 V	+/- 0.8 A	71%
ATC-12D-AP	+ 12.0 V	- 12.0 V	+/- 0.380 A	75%
ATC-15D-AP	+15.0 V	-15.0 V	+/- 0.300 A	72%

Please see next page for mechanical drawings.

ALL PSU Ltd, Unit D6 Laser Quay, Culpeper Close, Medway City Estate,
Rochester, Kent, ME2 4HU, Tel : 01634 725527, Fax : 01634 739111
Email : sales@allpsu.co.uk, Web : www.allpsu.co.uk

Mechanical Dimensions (top view)

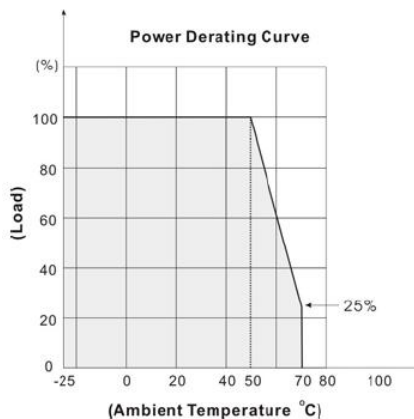
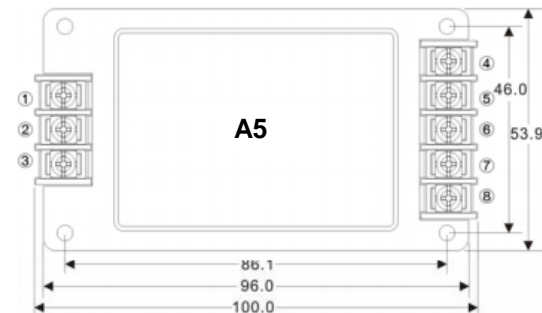
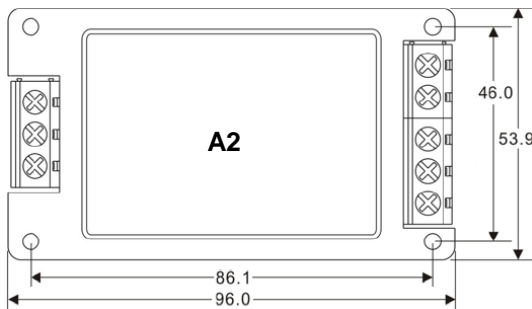


Pinout Details

Pin	Single o/p	Dual o/p
1	Gnd.	Gnd.
2	AC Neutral	AC Neutral
3	AC Live	AC Live
4	-DC Out	-DC Out
5	No Pin	Common
6	+DC Out	+DC Out

Mechanical Options – add suffix:

- A2 = Chassis mounting with screw terminals for stripped wires
- A5 = Chassis mounting with screw terminals for crimped terminals
- DN = DIN Rail mounting with screw terminal connections



Specifications may change without notice. E&OE. ALL PSU Terms & Conditions apply.

**ALL PSU Ltd, Unit D6 Laser Quay, Culpeper Close, Medway City Estate,
Rochester, Kent, ME2 4HU, Tel : 01634 725527, Fax : 01634 739111,
Email : sales@allpsu.co.uk Web : www.allpsu.co.uk**