

30 & 40 Watt, SK Series, DC-DC Converter, (Single Output)

ALL PSU LTD
Electronic Power Solutions

- Wide 2:1 Input Range
- Single Outputs From 1.8 to 24 Volts
- Isolated Output 1600 Volts
- Low Profile Encapsulated 2 x 1.6" Case
- Remote on/off Control
- Output Trim
- Short Circuit Protection
- High Efficiency
- 2 Year Warranty



Size 50.8 x 40.6 x 11.9 mm

Specification

Input Range.....	2:1 wide input, 36~75 Volts DC
Output.....	Single Output, see table below (+/-10% trimmable)
Line Regulation.....	+/-0.5%, across full input range
Load Regulation.....	Single O/P: +/-1% (from 10~100% load)
Efficiency.....	78% to 87% dependent on model
Switching Frequency.....	400 kHz
Short Circuit Protection.....	Hiccup mode, auto-recovery
I/P~O/P Isolation Voltage.....	1600 VDC, all models
Operating Temperature.....	-25~+70 °C, See Derating Curves
Cooling.....	Free air convection
Storage Temperature.....	-55 ~ +105 °C
Case Material.....	Nickel coated Copper, Non conductive base, 6 sided shield
MTBF.....	>550 khrs (MIL-HDBK-217F) @ 25 °C
Weight.....	58 g

Models and Ratings

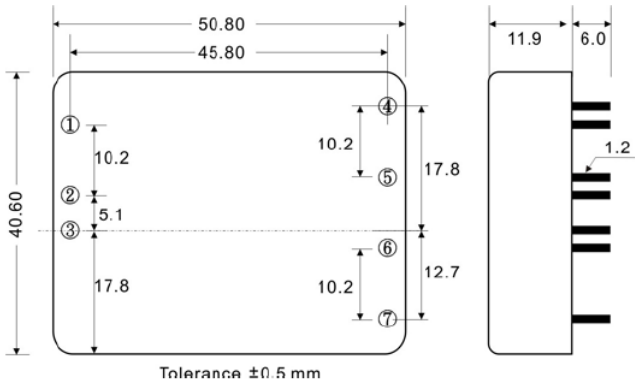
Model	Input VDC	Output Volts	Output Current
30 Watt Units			
SK30-48-1.8S	36~75	1.8 V	6.0 A
SK30-48-2.5S	36~75	2.5 V	6.0 A
SK30-48-3.3S	36~75	3.3 V	6.0 A
SK30-48-5S	36~75	5.0 V	6.0 A
SK30-48-12S	36~75	12.0 V	2.5 A
SK30-48-15S	36~75	15.0 V	2.0 A
SK30-48-24S	36~75	24.0 V	1.25 A
40 Watt Units			
SK40-48-1.8S	36~75	1.8 V	8.0 A
SK40-48-2.5S	36~75	2.5 V	8.0 A
SK40-48-3.3S	36~75	3.3 V	8.0 A
SK40-48-5S	36~75	5.0 V	8.0 A
SK40-48-12S	36~75	12.0 V	3.33 A
SK40-48-15S	36~75	15.0 V	2.66 A
SK40-48-24S	36~75	24.0 V	1.66 A

Please See Next Page For Mechanical Drawing & Pin Out

ALL PSU Ltd, Unit D6 Laser Quay, Culpeper Close, Medway City Estate,
Rochester, Kent, ME2 4HU, Tel : 01634 725527, Fax : 01634 739111
Email : sales@allpsu.co.uk, Web : www.allpsu.co.uk

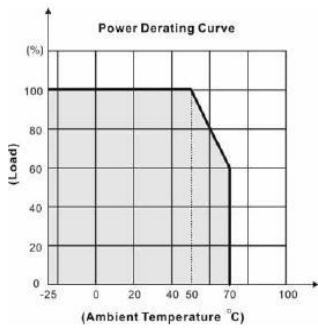
30 & 40 Watt, SK Series, DC-DC Converter, (Single Output)

Mechanical Drawing and Pin-Out (Top View)

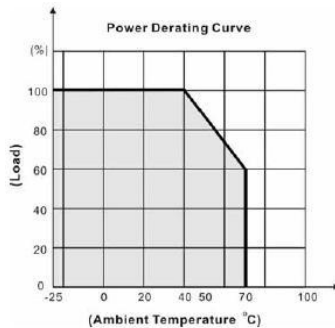


Pin	Single Output
1	Remote On/Off
2	- V in
3	+V in
4	Trim
5	-DC Out
6	+DC Out
7	No Pin

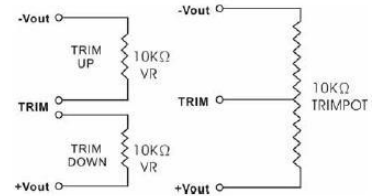
**Output Power Derating
SK30 Models**



SK40 Models



**Output Trim
All Models**

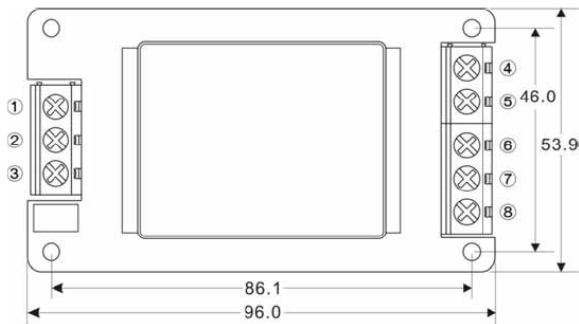


Notes:

Positive logic remote on/off turns the module on during a logic high voltage on the remote on/off pin and off during a logic low.
To turn the power module on and off, the user must supply a switch to control the voltage between the on/off pin and the -V in pin

Alternate Mounting Method

A chassis mount adapter is available for use where a pcb is not available, add "-A2" to the end of the part number (contact ALL PSU sales for prices and other screw terminal options)



Connections as per the table above



Specifications may change without notice, E&OE. ALL PSU Terms & Conditions apply.