

125 Watt, RT Series, (Fully Enclosed, Triple Output)



- Compact Size, High Power Density.
- Protections: Short Circuit / Overload / OVP
- Meet EMS EN50082-2 / EN61000-6-2 Heavy Industrial Level
- Withstand 300 VAC Surge Input For 5s
- High Operating Temperature Up To 70 °C
- Withstand 5G Vibration Test
- High Efficiency, Long Life And High Reliability
- 100% Full Load Burn-In Test
- 3 Year Warranty
- DIN Rail Mounting Kits Available



Specification

AC Input Voltage Range.....	88-132 / 176-264 VAC, selectable by switch, 300 VAC Surge for up to 5 seconds
AC Input Frequency Range.....	47 to 63 Hz
DC Input (switch set to 230VAC).....	248 to 373 VDC
AC Inrush current (max).....	Cold start, 40 A @ 230 VAC
DC Output Adjustment Range.....	CH1 : 4.75 to 5.5 Volts
Over Load Protection.....	110%-150% hiccup mode, auto recovery
Over Voltage Protection.....	CH1 : 5.75-6.75 V, hiccup mode , auto-recovery
Isolation Voltage.....	I/P-O/P: 3 kVAC,
Operating Temperature.....	-25 to +70 °C (derates above 50 °C)
Vibration.....	10-500 Hz, 5G 10 min/1 cycle, period for 60 min each along X, Y, Z axes.
Safety Standards.....	UL60950-1, TUV EN60950-1 approved
EMC Standards.....	EN55022 class B, EN61000-3-2, 3 EN61000-4-2, 3, 4, 5, 6, 8, 11 ENV50204 EN61000-6-2 (EN50082-2) Heavy Industrial Level Criteria A
Connection.....	Screw terminal block
Dimensions.....	199(L) x 98(W) x 38(H) mm
MTBF.....	209.3 k hrs (MIL-HDBK-217F) @ 25 °C
Weight.....	0.7 kg

Models and Ratings

Model	Output 1	Output 2	Output 3	Max Watts	Efficiency
RT-125A	5 V / 2~15 A	12 V / 0.5~6 A	-5 V / 0.1~1 A	131 W	79%
RT-125B	5 V / 2~15 A	12 V / 0.5~6 A	-12 V / 0.1~1 A	132 W	80%
RT-125C	5 V / 2~15 A	15 V / 0.5~6 A	-15 V / 0.1~1 A	132.5 W	81%
RT-125D	5 V / 2~15 A	24 V / 0.4~4 A	12 V / 0.1~2 A	136 W	82%

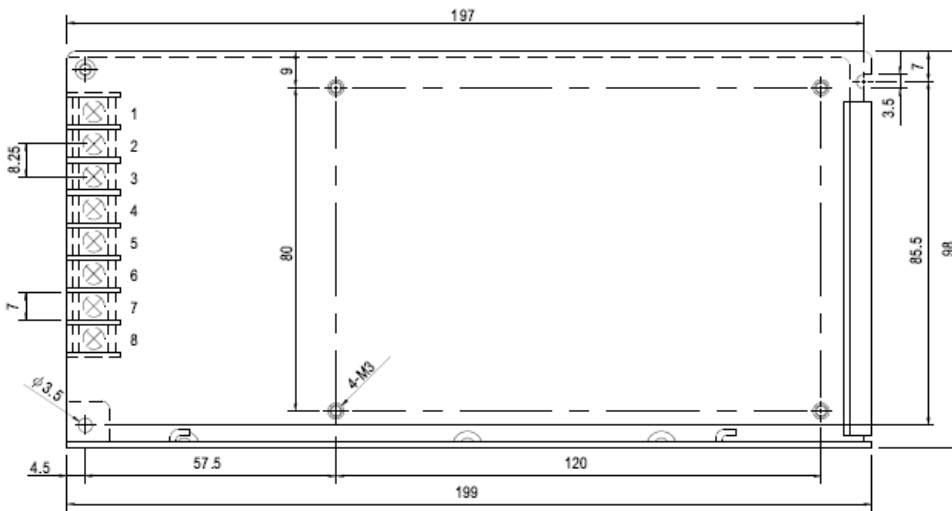
For mechanical & connection details see next page

ALL PSU Ltd, Unit D6 Laser Quay, Culpeper Close, Medway City Estate
 Rochester, Kent, ME2 4HU, Tel : 01634 725527, Fax : 01634 739111
 Email: sales@allpsu.co.uk Web: www.allpsu.co.uk

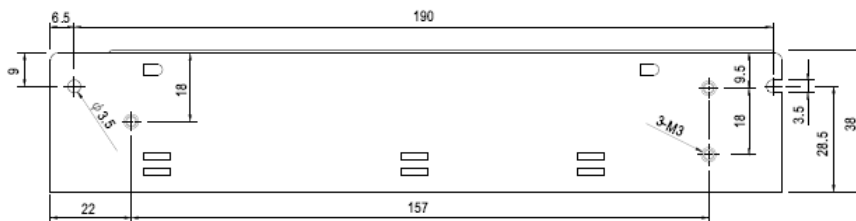
125 Watt, RT Series, (Fully Enclosed, Triple Output)



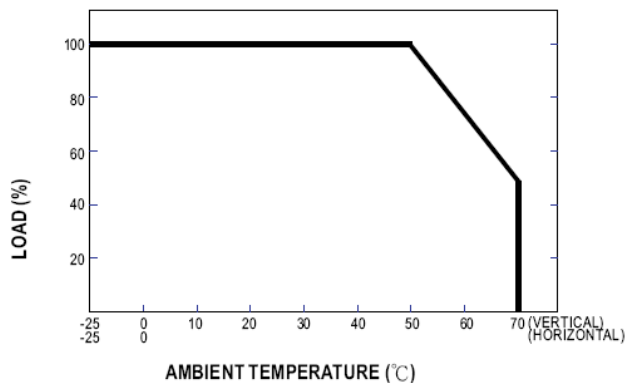
Mechanical Details



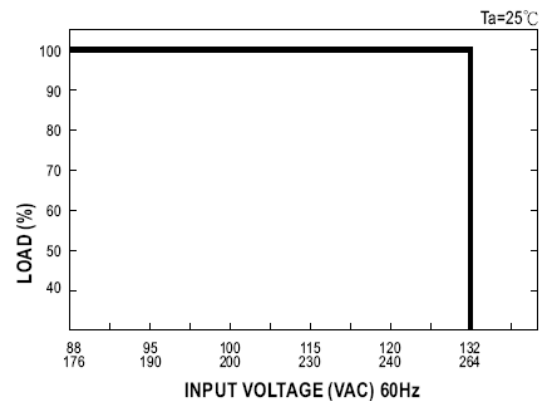
Terminal	Function
1	AC Live
2	AC Neutral
3	GND
4	NC
5	V3 Out
6	V2 Out
7	DC O/P Com
8	V1 Out



Derating Curve



Static Characteristics



Specifications May Change Without Notice, E&OE. ALL PSU Terms & Conditions Apply

**ALL PSU Ltd, Unit D6 Laser Quay, Culpeper Close, Medway City Estate
 Rochester, Kent, ME2 4HU, Tel : 01634 725527, Fax : 01634 739111
 Email: sales@allpsu.co.uk Web: www.allpsu.co.uk**