

300 Watt, RPS Series, Open Frame (Single Output)

- Universal AC Input
- **Medical Approvals : ANSI/AAMI ES60601-1
TUV EN60601-1, IEC60601**
- Short Circuit, Overload, Over Voltage, Over Temperature Protection
- 200 Watt Convection Cooled, 300 Watts with Fan Cooling.
- Power Good / Fail Signal Output
- 3 Year Warranty
- Built-in 12V Auxiliary Output For Fan
- No Load Power Consumption <0.5 Watts by Remote on/off Control, Remote Sense
- Standby 5V @ 1A with fan, 0.6A without fan



Size: 127 x 76.2 x 35 mm

Specification

Universal Input.....	90~264 VAC / 127~370 VDC
Frequency.....	47~63 Hz
Output Voltage.....	See table below, plus Output Voltage trim range
Output Power.....	200 Watts convection, 300 Watts fan cooled
Over Load Protection.....	105~135%, output hiccup mode, (auto-recovery)
Over Voltage Protection.....	Shuts off o/p voltage, re-power on to recover
Set Up, Rise, Hold Up Time.....	2500 ms, 30 ms, 13 ms (230 VAC Input)
Isolation Voltage.....	I/P-O/P: 4 kVAC (2 x MOPP)
Line Regulation.....	+/-0.5% (all models)
Load Regulation.....	+/-1% (all models)
AC Input Current.....	3.5 A @ 115 VAC, 1.8 A @ 230 VAC
Inrush Current.....	80A @ 230VAC (cold start)
Operating Temperature.....	-30 to +70°C (see derating curve)
Storage Temperature.....	-40 to +85 °C
Safety Standard.....	ANSI/AAMI ES60601-1, TUV EN60601-1, IEC60601 Medical
EMC Standard.....	EN55011 (CISPR11), (CISPR22) EN55022, Conduction Class B Radiation Class A, EN61000-4-2, 3, 4, 5, 6, 8, 11 EN61000-3-2,3, EN55024, EN60601-1-2, criteria A
Size.....	127 x 76.2 x 35 mm
Connection.....	JST input and output connectors, see next page for details

Models and Ratings

Model	Output Voltage	Output Current (Fan Cooled)	Output Current (Convection)	Ripple/Noise	Efficiency
RPS-300-12	12 V	25 A	16.67 A	120 mV	90%
RPS-300-15	15 V	20 A	13.33 A	120 mV	90%
RPS-300-24	24 V	12.5 A	8.33 A	150 mV	92.5%
RPS-300-27	27 V	11.12 A	7.4 A	200 mV	93%
RPS-300-48	48 V	6.25 A	4.17 A	250 mV	93%

Please see next page for mechanical drawing and connection details.

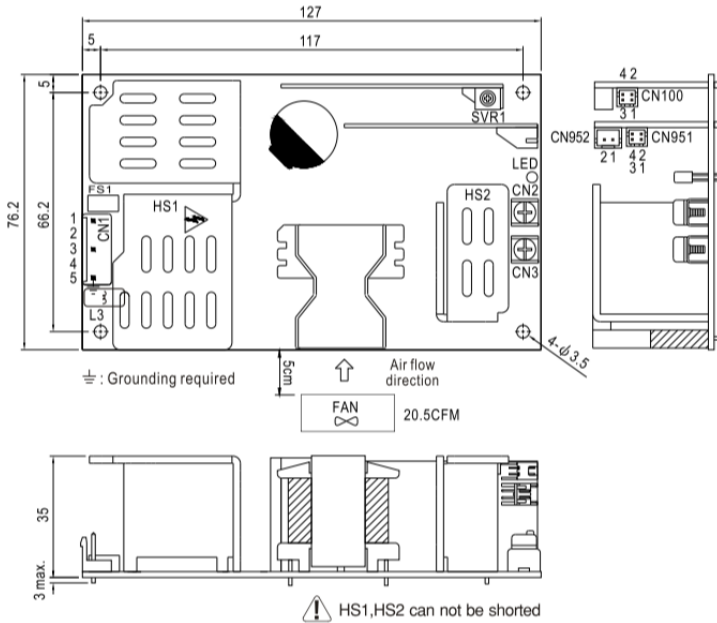
ALL PSU Ltd, Unit D6 Laser Quay, Culpeper Close, Medway City Estate,
Rochester, Kent, ME2 4HU, Tel : 01634 725527, Fax : 01634 739111
Email: sales@allpsu.co.uk Web: www.allpsu.co.uk

300 Watt, RPS Series, Open Frame (Single Output)



electronic powersolutions

Mechanical Details



AC Input Connector(CN1):JST B5P-VH or equivalent

Pin No	Assignment	Mating Housing	Terminal
1	AC Neutral	JST VHR or equivalent	JST SVH-21T-P1.1 or equivalent
2,4	No Pin		
3	AC Live		
5	GND		

DC Output Screw Terminals (CN2, CN3)

Pin No	Assignment	Output Terminal
CN2	-V Out	M4 Pan HD screw in 2 positions Torque to 8lbs-in (90cNm) max
CN3	+V Out	

Function Connector (CN100): HRS DF11-4DP-2DS or equivalent

Pin No	Assignment	Mating Housing	Terminal
1	-Sense	HRS DF11-4DS or equivalent	HRS DF11-**SC or equivalent
2	+Sense		
3	DC COM		
4	Power Good / Fail		

Function Connector (CN951): HRS DF11-4DP-2DS or equivalent

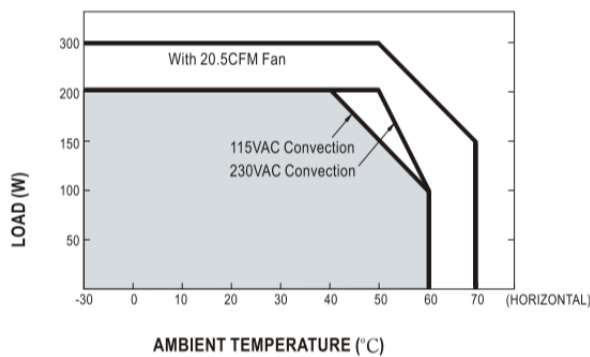
Pin No	Assignment	Mating Housing	Terminal
1	5VSB	HRS DF11-4DS or equivalent	HRS DF11-**SC or equivalent
2, 4	DC COM		
3	Remote on/off		

FAN Connector(CN952):JST S2B-XH or equivalent

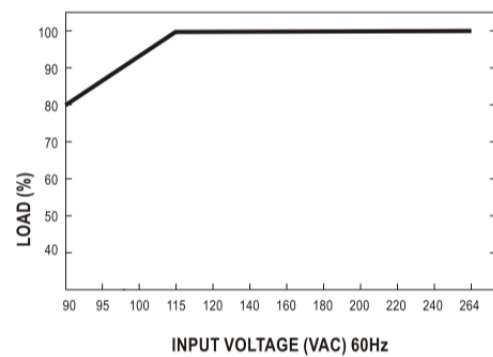
Pin No	Assignment	Mating Housing	Terminal
1	DC COM	JST XHP or equivalent	JST SPH-001T-P0.6 or equivalent
2	+12 V / 0.5 A		

Connector Kits are available from ALL PSU, Order as RPS-300 Con Kit

Derating Curve



Output Derating VS Input Voltage



Specifications may change without notice, E&OE. ALL PSU Terms & Conditions apply.

**ALL PSU Ltd, Unit D6 Laser Quay, Culpeper Close, Medway City Estate,
Rochester, Kent, ME2 4HU, Tel : 01634 725527, Fax : 01634 739111
Email: sales@allpsu.co.uk Web: www.allpsu.co.uk**