

960 Watt, SDR Series, Slim Line DIN Rail Power Supply



electronicpowersolutions

- 180-264 Volts AC Input
- High Efficiency 94%, High Reliability
- Wide Temperature Range -30 to +70 °C
- Built In DC OK Relay Contact
- Power On LED, Output Voltage Trim
- Over Load, Over Voltage, Over Temp Protected
- Full Approvals: UL/cUL/TUV/CE/CB
- 3 Year Warranty
- 130% Peak Load Capability (3 seconds)
- Compact 110 mm Wide Metal Case
- Parallel / Redundancy Option



Size: 110(W) x 125.2(H) x 150(D) mm

Specification

Input Voltage	180~264 VAC, (254~370 VDC)
Input Frequency.....	47~63 Hz
Inrush Current.....	Cold start, 50A @ 230 VAC
Input Current.....	6 A @ 230 VAC
Power Factor.....	>0.95 @ 230VAC,
Load Regulation.....	+/-1.0%
Line Regulation.....	+/-0.5%
Leakage Current.....	<3.5 mA @ 240 VAC
Output Voltage.....	See table below
Over Load Protection.....	>130-150% constant current limiting (auto-recovery) Between 105~130%, unit will delivery power for 3 seconds then shuts down O/P (auto-recovery)
Over Voltage Protection.....	Shuts down O/P voltage (auto-recovery)
Overtemp Protection.....	90 °C +/-5 °C output shuts down, (auto-recovery)
Set Up, Rise Time.....	1000 ms, 100 ms @ 230 VAC full load
Hold Up Time.....	14 ms @ 230 VAC (full load)
Isolation Voltage.....	I/P-O/P: 3 kVAC, I/P-F/G: 2 kVAC, O/P-Gnd: 0.5 kVAC
Operating Temperature.....	-30~+70 °C (see derating curve)
Safety Standards.....	UL508, TUV EN60950-1,
EMC Standards.....	EN55022 (CISPR22) Class B EN61000-3-2, 3. EN55024, EN61000-6-2 (EN50082-2) EN61000-4-2, 3, 4, 5, 6, 8, 11, ENV50204 EN61204-3 heavy industry level, criteria A,
Dimensions.....	150(D) x 110(W) x 125.2(H) mm
MTBF.....	69.8 khrs (MIL-HDBK-217F) @ 25 °C
Weight.....	2.47 kg

Models and Ratings

Model	Output	Adj. Range	Ripple/Noise	Efficiency
SDR-960-24	24.0 V / 40.0 A	24 V ~ 28 V	180 mV	94%
SDR-960-48	48.0 V / 20.0 A	48 V ~ 55 V	250 mV	94%

Please see next page for mechanical drawings, connections and derating curves

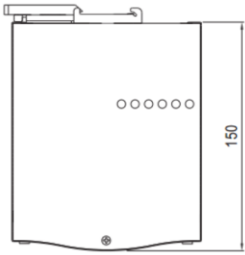
**ALL PSU Ltd, Unit D6 Laser Quay, Culpeper Close, Medway City Estate,
Rochester, Kent, ME2 4HU, Tel: 01634 725527, Fax: 01634 739111
Email: sales@allpsu.co.uk Web: www.allpsu.co.uk**

960 Watt, SDR Series, Slim Line DIN Rail Power Supply



electronic powersolutions

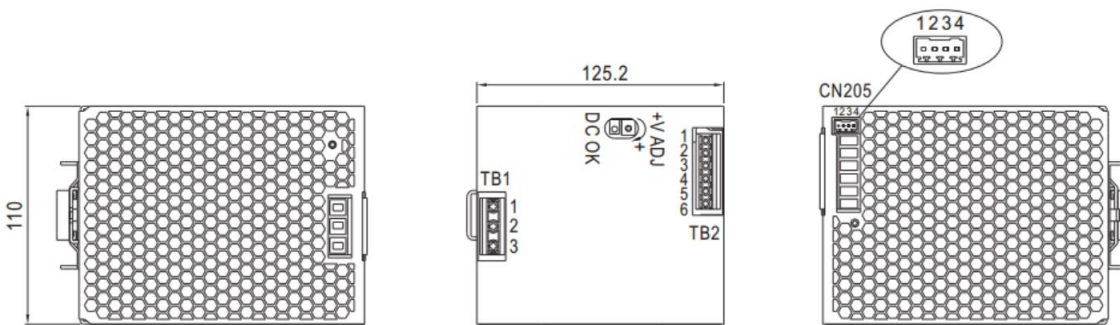
Mechanical Details



Input Connector (TB1)	
Pin	Function
1	Earth
2	AC Neutral
3	AC Live

Output Connector (TB2)	
Pin	Function
1,2,3	+V Out
4,5,6	-V Out

Control Connector (CN205)		Mating Housing	Wire Diameter
Pin	Function	Dinkle ESC250V-04P or Equivalent	0.081-0.517mm ² (28-20AWG)
1	P- (Current share)		
2	P+ (Current share)		
3,4	DC OK Relay Contact		

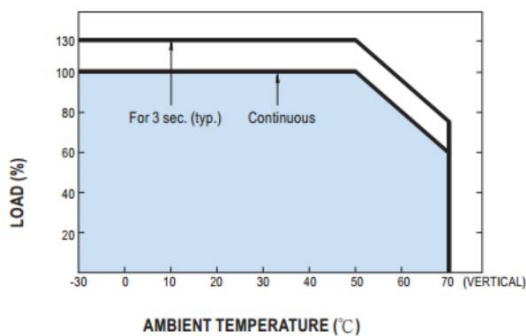


DC OK Relay:

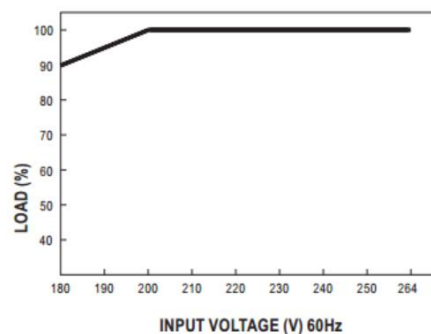
Contact Close	PSU turns on / DC OK.
Contact Open	PSU turns off / DC Fail.
Contact Ratings (max.)	30V/1A resistive load.

Derating Curves:

Load vs Ambient Temperature



Load vs Input Voltage



Specifications can change without notice. E&OE. ALL PSU Terms & Conditions apply.

**ALL PSU Ltd, Unit D6 Laser Quay, Culpeper Close, Medway City Estate,
Rochester, Kent, ME2 4HU, Tel: 01634 725527, Fax: 01634 739111
Email: sales@allpsu.co.uk Web: www.allpsu.co.uk**