

480 Watt, TDR 480 Series, Slim Line DIN Rail Power Supply



electronic powersolutions

- Three-Phase 340 ~ 550VAC Input
- High Efficiency, High Reliability
- Wide Temperature Range -30 to +70 °C
- Optional DC OK Relay Contact
- Short Circuit, Over Load, Over Voltage & Over Temperature Protected
- Full Approvals: UL/CB/CE
- 3 Year Warranty
- Competitive Prices / From Stock



Size: 125.2(H) x 85.5(W) x 128.5(D) mm

Specification

Input Voltage	Three-Phase 340 ~ 550VAC (2 phase operation possible) or 480 ~ 780VDC
Input Frequency.....	47~63 Hz
Inrush Current.....	Cold start, 50A Max at 400 VAC
Input Current.....	1.6 A @400 VAC, 1.3 A @ 500 VAC
Load Regulation.....	+/-1%
Line Regulation.....	+/-0.5%
Output Voltage.....	See table below (plus adjustment range)
Over Load Protection.....	105~130% (auto-recovery)
Over Voltage Protection.....	29~33V (24V version), 56~65V (48V version)
Set Up, Rise Time.....	1200ms, 60ms/400VAC, at full load 800ms, 60ms/500VAC at full load
Hold Up Time.....	20ms at full load
Isolation Voltage.....	I/P-O/P: 3 kVAC,
Operating Temperature.....	-30~+70 °C (see derating curve)
Safety Standards.....	UL508, IEC60950-1 CB approved by UL, CE
EMC Standards.....	EN55022 (CISPR22), EN55032(CISPR32) / EN61204-3 EN61000-3-2,3, EN61000-4-2,3,4,5,6,8,11
Dimensions.....	125.5(H) x 85.5(W) x 128.5 (depth from rail) mm
Weight.....	1.51kg

Models and Ratings

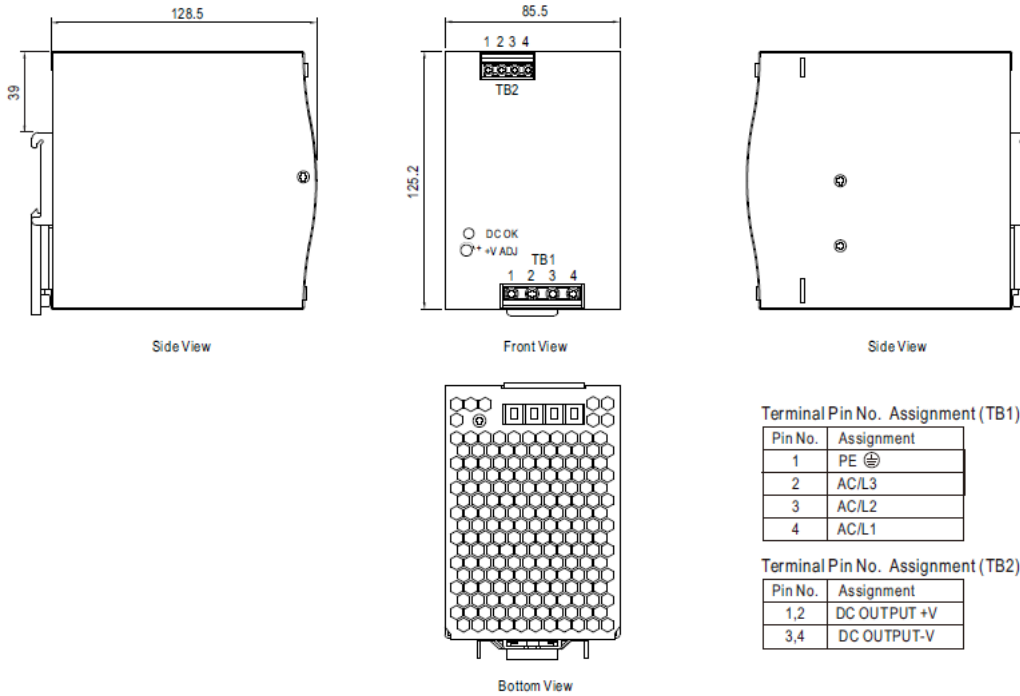
Model	Output	Output Adj. Range	Ripple/Noise	Efficiency
TDR-480-24	24.0 V / 20 A	24 V ~ 28 V	150 mV	92.5%
TDR-480-48	48.0 V / 10 A	48 V ~ 55 V	150 mV	93%

For mechanical details and connections, see next page

ALL PSU Ltd, Unit D6 Laser Quay, Culpeper Close, Medway City Estate,
Rochester, Kent, ME2 4HU, Tel : 01634 725527
Email : sales@allpsu.co.uk Web : www.allpsu.co.uk

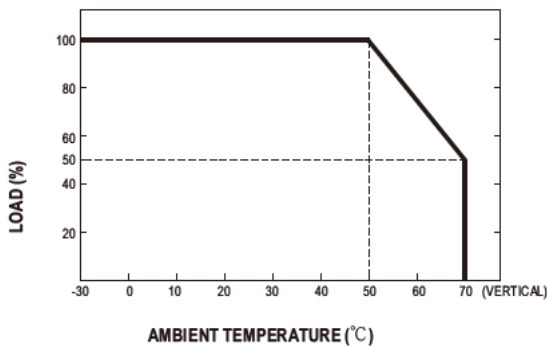
480 Watt, TDR 480 Series, Slim Line DIN Rail Power Supply

Mechanical Details

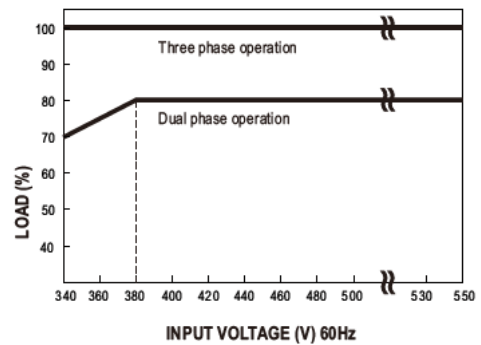


Derating Curves:

Load vs Ambient Temperature



Load vs Input Voltage

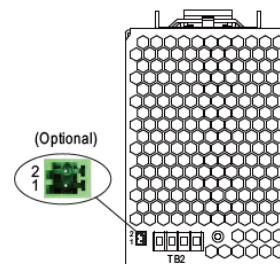


DC OK Relay Contact (Optional, and not included on standard unit)

Contact Close	PSU turns on / DC OK.
Contact Open	PSU turns off / DC Fail.
Contact Ratings (max.)	60VDC/0.3A, 30VDC/1A, 30VAC/0.5A resistive load.

Control Pin (Optional): DINKLE ECH250R-02P or equivalent (CN25)

Pin No.	Assignment	Mating Housing	Wire Diameter
1,2	DC OK Relay Contact	Dinkle ESC250V-02P or equivalent (Including in the package)	0.081~0.517mm ² (20~28AWG)



Specifications can change without notice. E&OE. ALL PSU Terms & Conditions apply.

**ALL PSU Ltd, Unit D6 Laser Quay, Culpeper Close, Medway City Estate,
Rochester, Kent, ME2 4HU, Tel : 01634 725527
Email : sales@allpsu.co.uk Web : www.allpsu.co.uk**