



# CFM60T SERIES


## 60W TRIPLE OUTPUT

### AC-DC MODULES



### Features

- \* Universal Input: 90~264Vac
- \* 2" x 4" Size
- \* Industry-Standard Pin Out
- \* Efficiency to 83%
- \* Short Circuit Protection
- \* Meets EN61204-3 Class B and CISPR/FCC Class B
- \* Approved IEC/EN/UL62368-1



MODEL	Output Voltage	Output Current(A)			Ripple (mVp-p)	Voltage Accuracy	Line Reg.	Load Reg.	O/P Power Max.	% EFF. (Typ.)
		Min.	Rated	Max.						
CFM60T-01	V1=5V	0A	4.0A	5.0A	50mV	±2%	±1%	±4%	62W	83%
	V2=12V	0A	3.0A	3.7A	120mV	±5%	±1%	±3%		
	V3=-12V	0A	0.5A	0.65A	120mV	±5%	±1%	±5%		
CFM60T-02	V1=5V	0A	4.0A	5.0A	50mV	±2%	±1%	±4%	62W	83%
	V2=15V	0A	2.5A	3.1A	150mV	±4%	±1%	±3%		
	V3=-15V	0A	0.3A	0.5A	150mV	±5%	±1%	±5%		
CFM60T-03	V1=5V	0A	4.0A	5.0A	50mV	±2%	±1%	±4%	62W	83%
	V2=24V	0A	1.5A	1.8A	240mV	±3%	±1%	±3%		
	V3=-12V	0A	0.5A	0.6A	120mV	±5%	±1%	±5%		
CFM60T-04	V1=3.3V	0A	6.0A	7.5A	50mV	±4%	±1%	±5%	40.8W	78%
	V2=5V	0A	3.0A	3.7A	50mV	±5%	±1%	±4%		
	V3=-12V	0A	0.5A	0.65A	120mV	±5%	±2%	±5%		

## Specifications

### INPUT SPECIFICATIONS:

Voltage .....	90~264Vac
	120~370Vdc
Frequency .....	47 to 63Hz
Inrush Current .....	Cold Start@25°C ..... 50A max. @240Vac
Leakage Current .....	3.5mA max.

### OUTPUT SPECIFICATIONS:

Holdup Time .....	8ms typ. @115Vac
Short Circuit .....	Hiccup Mode (Auto Recover)
Over Voltage Protection .....	6V/7V on V1(3.3V/5V)
	15V/18V/28V on V2(12V/15V/24V)

Temperature Coefficient ..... ±0.05%/°C

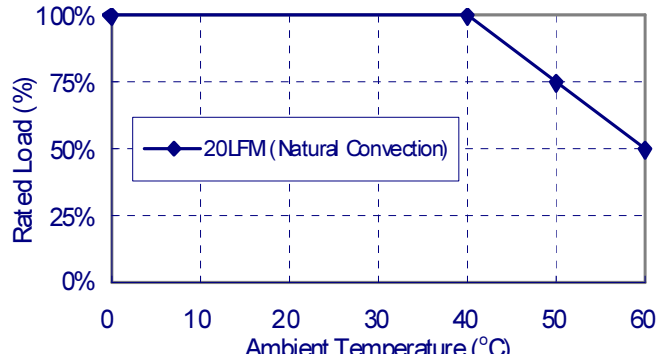
### GENERAL SPECIFICATIONS:

Isolation .....	Input to output = 4,242VDC
Operating Temperature .....	0 ~ 60°C (see Derating Curve)
Storage Temperature .....	-20 ~ 85°C
Humidity .....	93% RH max. Non-Condensing
Cooling .....	Natural Convection
Switching Frequency .....	65KHz Typical
MTBF .....	MIL-HDBK-217F, GB, 25°C/115VAC ..... 200Khrs min.
Altitude .....	2000m
Dimensions .....	4.000x2.000x1.260Inches (101.60x50.80x32.00mm)
Weight .....	170g (0.37 Pounds)

### SAFETY AND EMC:

Emission and Immunity .....	EN55032 Class B, FCC Part 15 Class B
	EN61000-3-2, EN61000-3-3, EN55024
Safety .....	IEC/EN/UL62368-1, IEC/EN/UL60950-1

## CFM60T Series Derating Curve

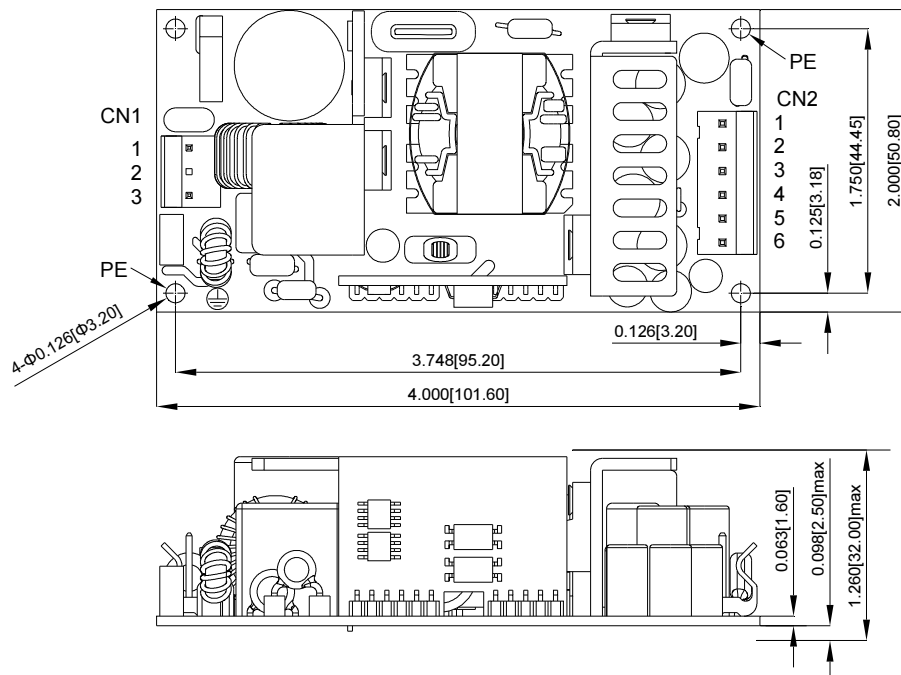


### NOTE:

1. Voltage accuracy is set of 60% rated load.
2. Add a 0.1uF ceramic capacitor and a 10uF E.L. capacitor to output for Ripple & Noise measuring @20MHz BW.
3. Line regulation is measured from 103Vac~127Vac & 207Vac~253Vac with rated load.
4. Load regulation is defined by changing ±40% of measured output load from 60% rated load at other outputs set to 60% rated load.
5. Input connector mates with Molex housing 09-50-3031 and Molex 2878 series crimp terminal.
6. Output connector mates with Molex housing 09-50-3061 and Molex 2878 series crimp terminal.

## Mechanical Specification

All Dimensions in Inches[mm]  
 Tolerance Inches:x.xxx±0.02  
 Millimeters:x.xx±0.5



CN1:

PIN CONNECTION	
Pin	Function
1	Neutral
2	Not Fitted
3	Line

CN2:

PIN CONNECTION	
Pin	Function
1	V2
2	V1
3	V1
4	GND
5	GND
6	V3

ALL PSU Ltd, Unit D6 Laser Quay, Culpeper Close, Medway City Estate,  
 Rochester, Kent, ME2 4HU, Tel : 01634 725527, Fax : 01634 739111  
 Email : sales@allpsu.co.uk, Web : www.allpsu.co.uk

Typical at 25°C, nominal line and 75% load, unless otherwise Specified